

# FF-NPQ™ - RO

Five-Factor Nonverbal Personality Questionnaire

DEVELOPED BY SAMPO V. PAUNONEN, DOUGLAS N JACKSON si MICHAEL C. ASHTON

REPORT PREPARED FOR:  
JANE SAMPLE (Gender: FEMALE)

QUESTIONNAIRE USED UNDER LICENSE BY:

Psychologist: DEMO

Administered on: 21/01/2006

Report generated on date/hour: 19.08.2006 / 13:31:16

Identifier/serial number: 00-XX-0000



## UNDERSTANDING THIS REPORT

### PURPOSE

This report will help in the better understanding of the preferences, attitudes, and behaviors characteristic for the evaluated person in key dimensions of his/her personality.

This report is intended for the use of psychologists, counsellors or other specialised professionals in their work with clients.

### USAGE

Although formulated like a stand-alone report, which especially in the second section (detailed report) may also be easily read by persons not trained in the usage of psychological tests, this report has been projected and developed in such a way as to offer assistance to the professional who is interpreting the test results.

These results should only be considered in conjunction with professional judgment, after a careful and detailed analysis, and only after corroborating these data with the results of an interview and of possible other psychometric instruments. Results contained in this report may be subject to alterations and special highlights as a function of such corroborations made by a specialised professional.

### FUNDAMENT

This report is based on the FF-NPQ, an instrument that has been validated in a wide variety of research programs.

The Five-Factor Nonverbal Personality Questionnaire (FF-NPQ) is a structured, nonverbal, omnibus measure of personality traits, that was constructed to measure normal personality characteristics. The questionnaire consists of 60 items, grouped on 5 content scales, similar to the five factorial dimensions of personality commonly known as the Big Five.

## WHAT INFORMATION DOES THIS REPORT INCLUDE?

In addition to the introductory section, the report contains two main sections:

1. The FF-NPQ profile
2. The Detailed Report

### 1. Profilul NPQ

### CHARTS

The FF-NPQ profile section contains charts of the scores characteristic for the evaluated person on the 5 scales of the FF-NPQ.

**PERCENTILES**

The scores for the 5 FF-NPQ scales are represented in percentiles. Percentiles are values that divide cases according to values below which certain percentages of cases fall. For example, the 10th percentile for the Do scale is the value of the scale where 10% of the subjects score below and 90% above. Percentiles are computed based on a Romanian national-wide normative sample of N=1800 subjects (900 males and 900 females).

**NORMS**

Please also note that the FF-NPQ profile section contains graphical visualisations, one based in both scoring and graphic representation on the combined norms and one based on the specific norms, requested at the scoring of the data. Specific, or more general scores, can be important depending on how the report is being used.

## 2. Detailed report

**INTENTION**

The detailed report offers a drilldown of the characteristics ascertained through the Five-Factor Nonverbal Personality Inventory and already pictured in the charts in the FF-NPQ profile section. The charts in this section and the subsequent comments are based on the combined norms.

This section has been developed in such a way as to offer assistance to the psychologist who is interpreting the results, as to minimize his/her need of reverting to the test manual.

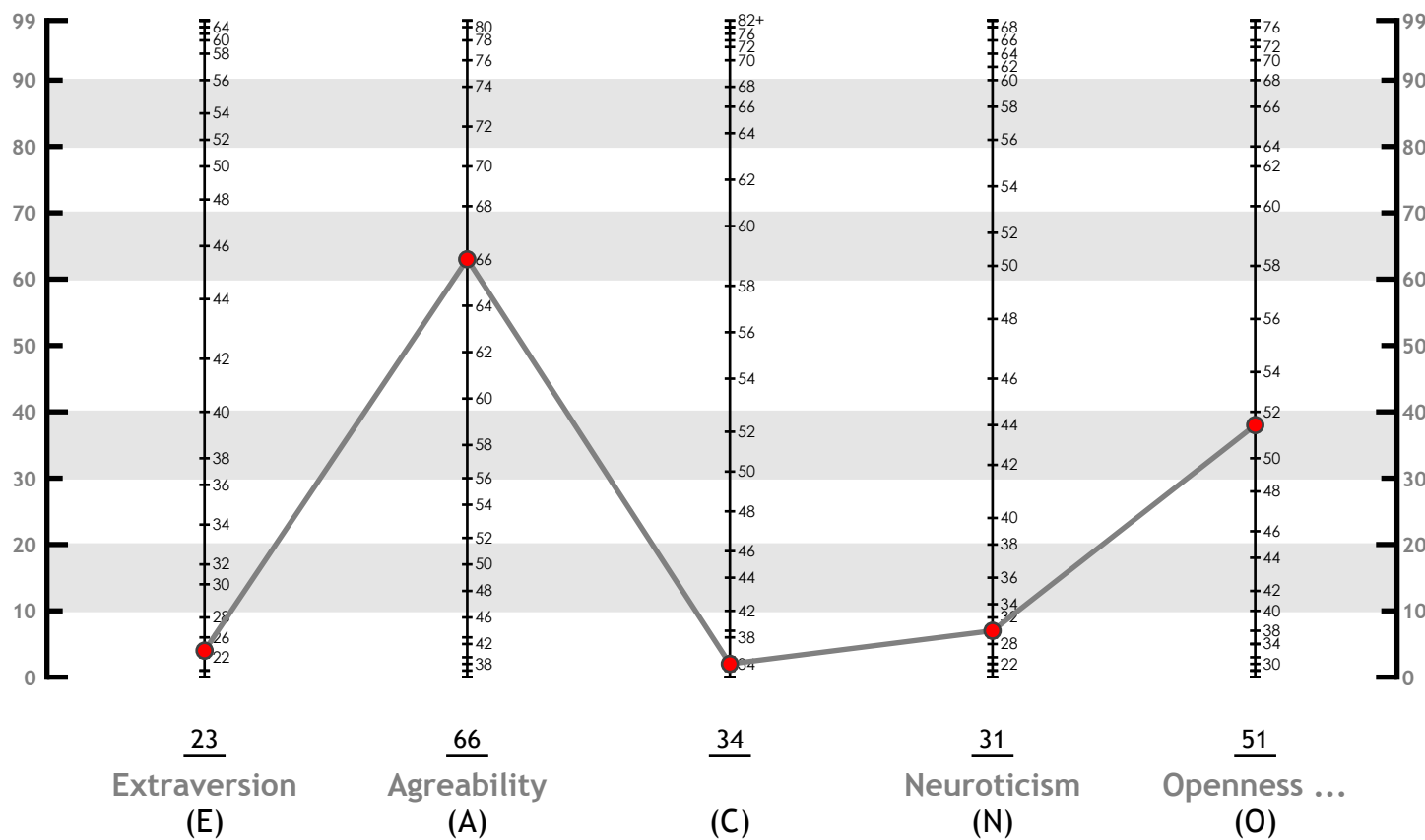
This section may also be read by the evaluated person as part of a structured discussion or development program he/she is part of. However, considering the conclusions of this report should only be done after discussing them with a specialised professional.

**MEANING**

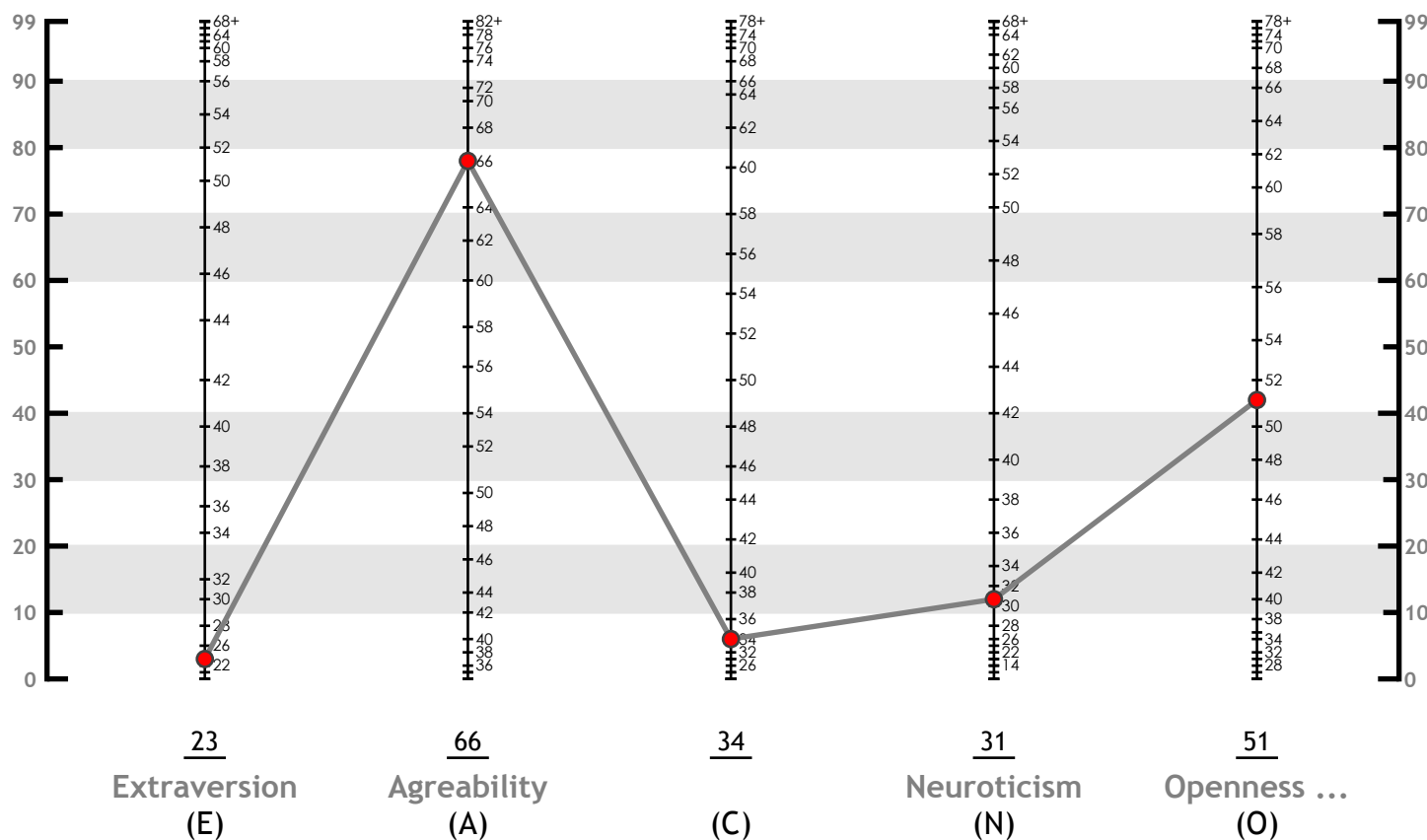
This section contains for every one of the 5 FF-NPQ scales one chart, capturing both the percentiles (above) and the raw scores (below), with a special marker where the evaluated person's score has been computed. Also, below every chart one may read a description of typical behaviors for low and high scorers on the respective scale, as well as typical adjectival descriptions for these low and high scorers.

## FF-NPQ Profile. PERCENTILES

Scoring based on: THE STANDARD ROMANIAN FEMALE NORMS (N=900ss)



Scoring based on: THE STANDARD ROMANIAN COMBINED NORMS (N=1800ss)



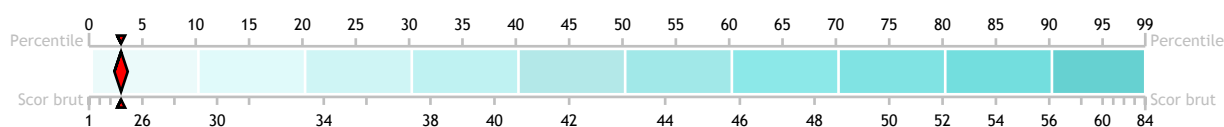
## DETAILED REPORT

\* This detailed report is based on the COMBINED norms.

\*\* For usage of this detailed report, please consider the description contained in the introductory text to this file.

### E Extraversion

Percentila: 3  
Scor brut: 23



Avoids the role of leader or entertainer; tends to avoid social interaction and to stay in the background; is hesitant to meet new people or to be the center of attention.

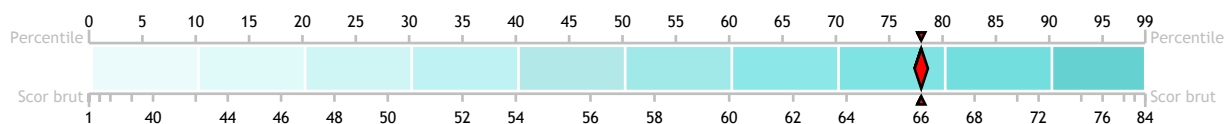
Often entertains or leads others; enjoys social gatherings and parties; engages in conversations; likes to make new friends.

*quiet, shy, retiring, withdrawn, passive, reserved, silent, distant, introverted.*

*outgoing, sociable, lively, assertive, talkative, friendly, bold, fun-loving, extraverted.*

### A Agreeableness

Percentila: 78  
Scor brut: 66



Feels little inclination to help others, either emotionally or materially; readily expresses criticism and anger, through verbal or even physical means.

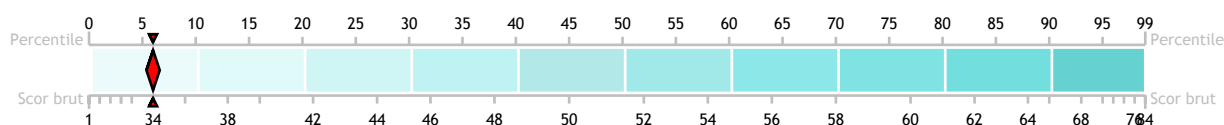
Provides help and support for others; often assumes role of care-giver; avoids confronting others; is reluctant to express aggression, either verbally or physically.

*harsh, rude, critical, antagonistic, belligerent, cold-hearted, pitiless, hard-hearted.*

*kind, sympathetic, helpful, warm-hearted, gentle, polite, mild, cooperative, agreeable.*

### C Conscientiousness

Percentila: 6  
Scor brut: 34



Allows personal surroundings and effects to be in disordered state; avoids setting difficult goals; has difficulty in maintaining work effort for long periods.

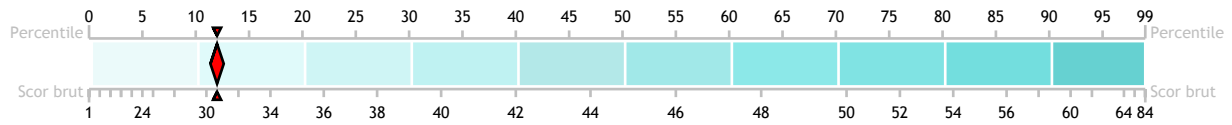
Maintains tidy and orderly surroundings; organizes personal effects; sets ambitious goals; is able to maintain attention and to work long hours.

*haphazard, lazy, lax, sloppy, aimless, chaotic, messy.*

*organized, disciplined, diligent, hard-working, thorough, systematic, purposeful.*

## N Neuroticism

Percentila: 12  
Scor brut: 31



Rarely feels negative emotions such as fear, anxiety, or depression; is unafraid of animals or strangers; is untroubled by negative moods and feels little need for emotional support.

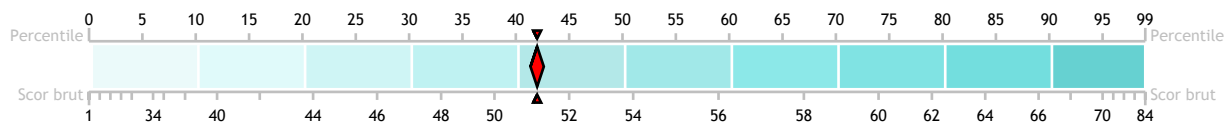
Has low threshold for physical fear (e.g., of small animals); needs emotional support and succor following disappointment; suspects and fears the hostility of others; is frequently sad or depressed.

*fearless, worriless, relaxed, self-assured, tough, secure, stable.*

*fearful, panicky, anxious, nervous, depressive, clingy, dependent, weepy.*

## O Openness to Experience

Percentila: 42  
Scor brut: 51



Has little interest in visual art, music, or literature; possesses little scientific or intellectual curiosity; avoids reading; ignores natural surroundings.

Appreciates the arts (e.g., music, painting, sculpture); reads widely; is interested in scientific discovery; seeks contact with nature.

*conventional, uncreative, unintellectual, imperceptive, unlitrary, simple.*

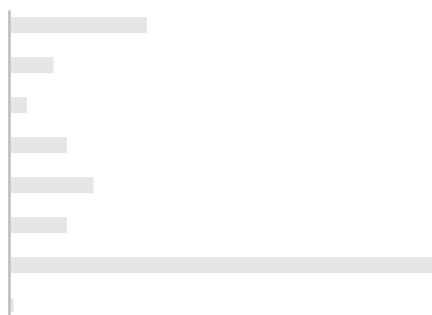
*inquisitive, imaginative, curious, artistic, well-read, sensual, adventurous.*

## ANSWERS TO THE ITEMS

(1): '1'	(26): '1'	(51): '1'
(2): '1'	(27): '7'	(52): '1'
(3): '2'	(28): '1'	(53): '2'
(4): '4'	(29): '1'	(54): '1'
(5): '4'	(30): '7'	(55): '4'
(6): '1'	(31): '7'	(56): '1'
(7): '7'	(32): '1'	(57): '3'
(8): '1'	(33): '7'	(58): '1'
(9): '1'	(34): '1'	(59): '3'
(10): '5'	(35): '1'	(60): '6'
(11): '1'	(36): '1'	
(12): '1'	(37): '1'	
(13): '3'	(38): '7'	
(14): '1'	(39): '7'	
(15): '2'	(40): '6'	
(16): '1'	(41): '6'	
(17): '1'	(42): '1'	
(18): '1'	(43): '7'	
(19): '3'	(44): '1'	
(20): '2'	(45): '7'	
(21): '1'	(46): '1'	
(22): '1'	(47): '3'	
(23): '1'	(48): '1'	
(24): '7'	(49): '1'	
(25): '4'	(50): '3'	

## STATISTICI GENERALE (MODUS OPERANDI)

# of '7' responses: 10 out of 60 (16.67%)
# of '6' responses: 3 out of 60 (5.00%)
# of '5' responses: 1 out of 60 (1.67%)
# of '4' responses: 4 out of 60 (6.67%)
# of '3' responses: 6 out of 60 (10.00%)
# of '2' responses: 4 out of 60 (6.67%)
# of '1' responses: 32 out of 60 (53.33%)
# of missing answers: 0 out of 60 (0.00%)



## RAW SCORES

Scale	E	A	C	N	O
Raw score	23	66	34	31	51
Missing answers	0	0	0	0	0

© 2004, Sigma Assessment Systems, Inc. All rights reserved in all parts and accessories.

No part of this test or associated materials, like manual or of the test booklets, answer forms, or reports associated with it may be printed or reproduced by any means, electronic, mechanical, or photographic, or portrayed, translated, or included in any information storage and retrieval system, or used to print or otherwise reproduce a computer-generated interpretation, without permission in writing from the publisher.

Published simultaneously in the United States by Sigma Assessment Systems, Inc. and in Canada by Research Psychologists Press, Inc.



Sigma Assessment Systems, Inc.  
511 Fort Street, Suite 435, PO Box 610984, Port Huron, MI 48061-0984  
Research Psychologists Press, Inc.  
700 Richmond Street, Suite 202, PO Box 3292, Station B, London, ON N6A 4K3

Published and distributed in Romania under license by D&D Consultants Grup, SRL.



D&D Consultants Grup, SRL  
Strada Zambilelor nr. 41, Sector 2, Bucuresti, ZIP 023782  
Tel/Fax (+4) 021 242 89 63

This test may not be resold, under-licensed, re-distributed or by any other means transferred or used in any other mode or by any other person or entity than the one it was licensed to. Any violation of this condition automatically cancels the legal license for usage and leads to legal measures against the parts involved in the copyright infringement, according to the copyright law.